


## NIV SERIES MIXING VALVES

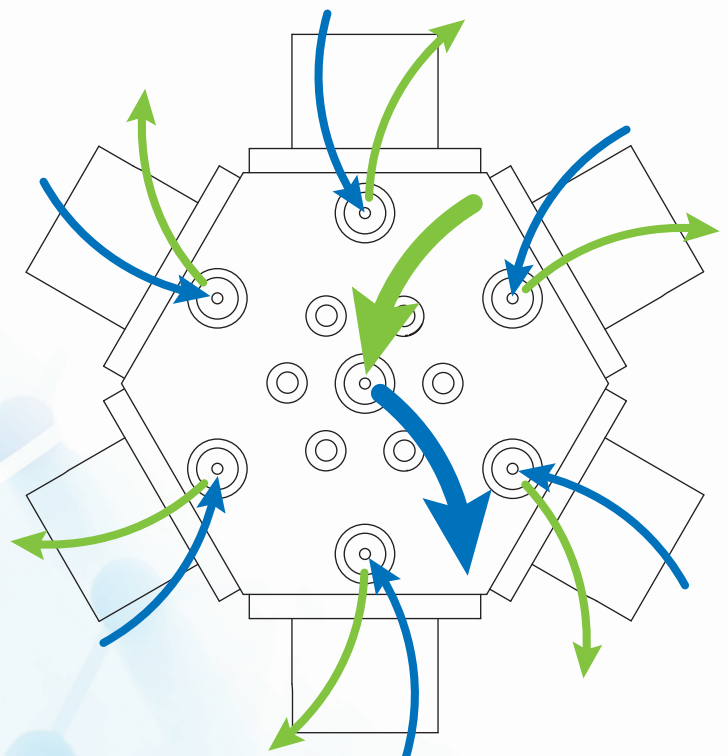


NIV series multi-channel gradient valves feature multiple 2-way, normally-closed PTFE media isolation valves connected around a central body. This unique design provides significant reduction in internal volume with enhanced mixing capabilities. Each actuator operates independently, allowing for flow of various media to be mixed or for one media to be split into multiple streams. These multi-channel gradient mixing valves are useful for solvent selection, stream splitting, flushing, and other automated applications.

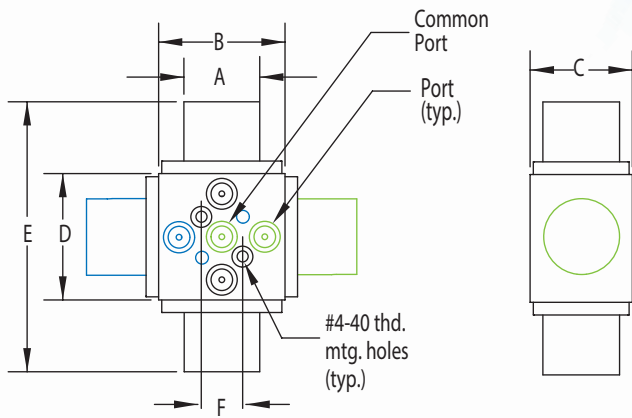
- Individually controlled flow paths
- Mix flow from various media
- Split media into multiple streams

<b>Connection</b>	18" (45 cm) wire leads
<b>Flow Range</b>	5 to 60 l/min @ 30 psig (2 bar) air
<b>Function</b>	2-way normally-closed
<b>Material, Wetted</b>	PTFE
<b>Max. Flow</b>	60 l/min @ 30 psig (2 bar) air
<b>Medium</b>	Air, water, gas, or corrosive fluids
<b>Mount</b>	#4-40 (metric also available)
<b>Operating Temp. Range</b>	-20 to 158°F (-29 to 70°C)
<b>Operating Pressure</b>	Vac. to 30 psig (2 bar)
<b>Ports</b>	1/4-28 UNF or 1/8 NPS
<b>Response Time</b>	5 to 50 ms typical
<b>Voltage</b>	12 to 24 VDC (additional options available)
<b>Wattage</b>	1.0 to 7.2 watts
<b>More Details</b>	<a href="http://clippard.com/link/niv-mixing">clippard.com/link/niv-mixing</a>

**Multiple Inputs** with a **Common Output**, or  
**Multiple Outputs** with a **Common Input**



## 2-, 3-, & 4-Valve Models



- 2-, 3-, & 4-Valve Models
- 3- & 4-Valve Models Only
- 4-Valve Model Only

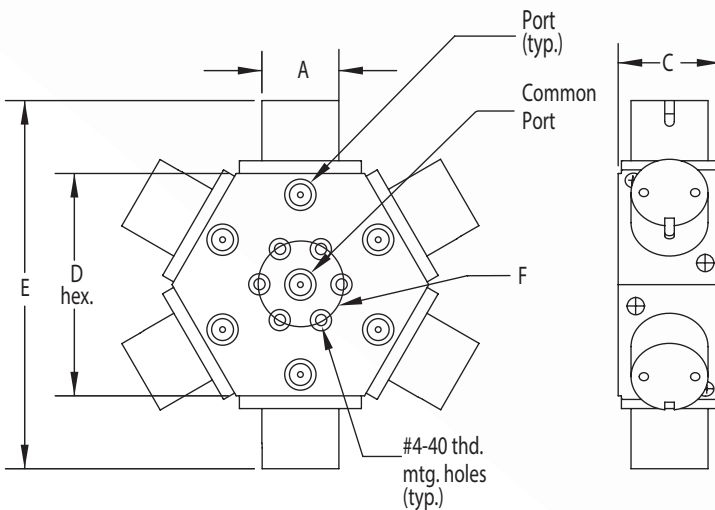
## DIMENSIONS

Orifice	# Valves	A	B	C	D	E	F
1	2, 3, or 4	0.750" (19.1)	1.250" (31.8)	1.000" (25.4)	1.250" (31.8)	2.670" (67.8)	0.400" (10.2)
	6	0.750" (19.1)	-	1.000" (25.4)	2.165" (55.0)	3.585" (91.1)	0.800" (20.3)
2	2, 3, or 4	1.000" (25.4)	1.500" (38.1)	1.250" (31.8)	1.500" (38.1)	3.362" (85.4)	0.500" (12.7)
	6	1.000" (25.4)	-	1.250" (31.8)	2.598" (66.0)	4.460" (113.3)	1.155" (29.3)
3	2, 3, or 4	1.250" (31.8)	1.750" (44.5)	1.375" (34.9)	1.750" (44.5)	4.100" (104.1)	0.625" (15.9)
	6	1.250" (31.8)	-	1.375" (34.9)	3.031" (77.0)	5.381" (136.7)	1.250" (31.8)
4	2, 3, or 4	1.500" (38.1)	2.000" (50.8)	1.625" (41.3)	2.000" (50.8)	4.458" (113.2)	0.625" (15.9)
	6	1.500" (38.1)	-	1.625" (41.3)	3.464" (88.0)	6.013" (152.7)	1.250" (31.8)

Dimensions shown are in inches (millimeters listed in parentheses).

Visit [clippard.com](http://clippard.com) for more detailed 2D and 3D drawings.

## 6-Valve Models



## ORDERING INFORMATION

**N** **R** - **2** - - **G**

**Orifice<sup>1</sup>**

1	0.040" (1.0 mm) — 1/4-28 UNF ports, 6 l/min
2	0.062" (1.6 mm) — 1/4-28 UNF ports, 16 l/min
3	0.095" (2.4 mm) — 1/4-28 UNF ports, 38 l/min
4	0.156" (4.0 mm) — 1/8 NPS ports, 60 l/min

<sup>1</sup>Flow @30 psig (2 bar)

**Additional Circuitry Option**

(blank)	None
L	Hit & Hold <sup>2</sup>

<sup>2</sup>L option not available with orifice 1

**Voltage**

12	12 VDC
24	24 VDC

**# of Valves**

2	2 valves
3	3 valves
4	4 valves
6	6 valves

**Example Part Number:**  
NR1-2-12-G2

## PEEK ZERO DEAD VOLUME FITTINGS

- IJ2 1/4-28 thd.-1/16" ID Hose Barb
- IJ6 1/4-28 thd.-3/16" ID Hose Barb
- IP6 1/8-27 NPS thd.-3/16" ID Hose Barb
- IT2 #10-32 thd.-1/16" ID Hose Barb

Available in packages of 5 (-PKG) or in bulk (-BLK)



For more info, scan the QR code or visit

[clippard.com/link/niv-mixing](http://clippard.com/link/niv-mixing)

